
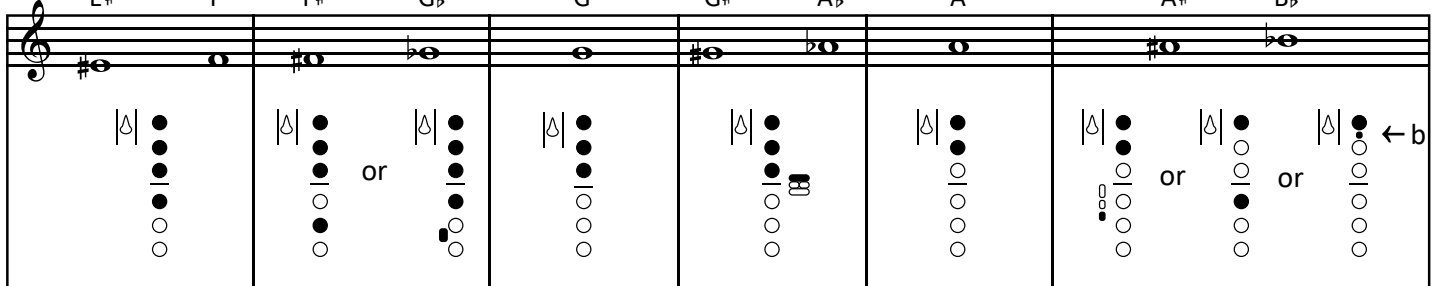
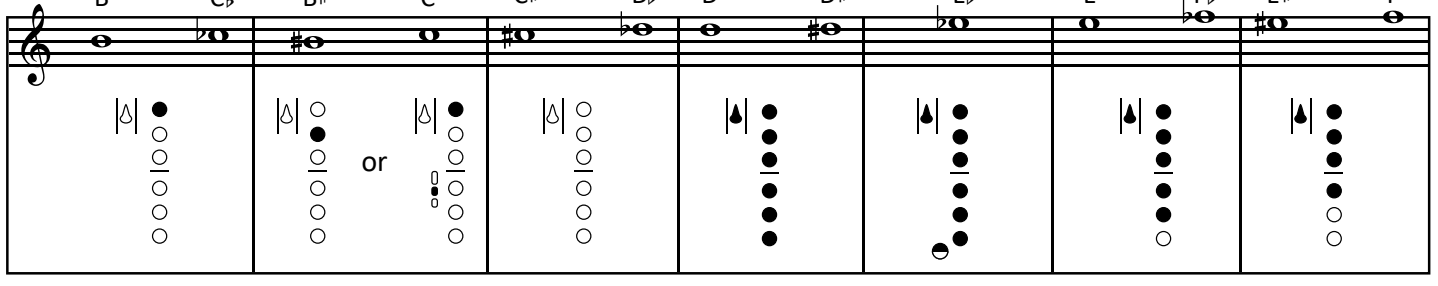
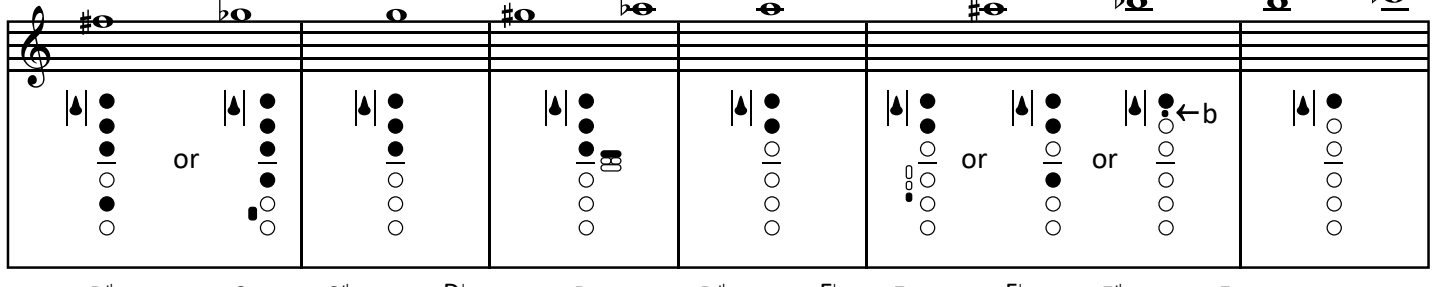


# B $\flat$ TENOR SAXOPHONE FINGERING CHART

○ = open  
● = pressed down

When more than one fingering is shown, the first is the most commonly used. Additional fingerings, known as "alternate" fingerings, are used in certain situations to allow for better technique.

A $\sharp$	B $\flat$	B	C $\flat$	B $\sharp$	C	C $\sharp$	D $\flat$	D	D $\sharp$	E $\flat$	E	F $\flat$
												
E $\sharp$	F	F $\sharp$	G $\flat$	G	G $\sharp$	A $\flat$	A	A $\sharp$	B $\flat$			
												
B	C $\flat$	B $\sharp$	C	C $\sharp$	D $\flat$	D	D $\sharp$	E $\flat$	E	F $\flat$	E $\sharp$	F
												
F $\sharp$	G $\flat$	G	G $\sharp$	A $\flat$	A	A $\sharp$	B $\flat$	B	C $\flat$			
												
B $\sharp$	C	C $\sharp$	D $\flat$	D	D $\sharp$	E $\flat$	E	F $\flat$	E $\sharp$	F		
